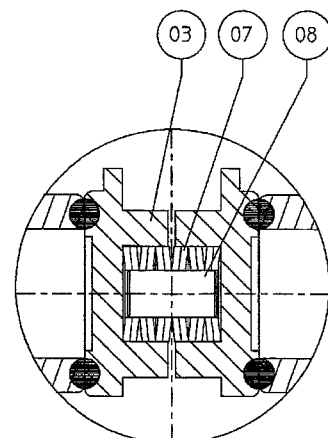





ITEM	QTY	DESCRIPTION	MATERIAL
1	1	BODY	КОРПУС
2	1	BONNET	КОЛПАЧОК
3	2	DISC	ДИСК
4	2	SEAT	СЕДЛО
5	1	STEM	ШТОК
6	1	DISC HOLDER	ДЕРЖАТЕЛЬ ДИСКА
7	1 SET	BELLEVILLE SPRING	ПРУЖИНЫ ДИСКА
8	1	PIN	ШПИЛЬКА
12	1	PACKING	НАБИВКА ШТОКА
13	1	GLAND	САЛЬНИК
14	1	GLAND FLANGE	ФЛАНЕЦ САЛЬНИКА
15	2	GLAND BOLT	БОЛТ САЛЬНИКА
16	2	GLAND NUT	ГАЙКА САЛЬНИКА
17	1	GASKET	ПРОКЛАДКА
18	1	SPACERRING	РАСПОРНЫЙ КОЛЬЦОМ
20	1	GUIDE FLANGE	НАПРАВЛЯЮЩЕЙ ФЛАНЕЦ
21	1	LOCK NUT	ГАЙКА
23	1	YOKE BAR	РАСПОРНЫХ ВТУЛОК
24	1	GUIDE	НАПРАВЛЯЮЩЕЙ
25	1	BOLT	БОЛТ
26	1	YOKE FLANGE	ФЛАНЕЦ ХОМУТА
27	1	YOKE SLEEVE	ВТУЛКА ХОМУТА
28	4	BOLT	БОЛТ
29	1	HANDWHEEL	МАХОВИК

MAIN DIMENSIONS IN MM.						
ITEM NR.	NOM. SIZE	H	L	P	W	WEIGHT
182	25MM	335	165	20	200	16 KG.

MAIN DIMENSIONS IN INCHES						
NOM. SIZE	H	L	P	W	WEIGHT	
1"	13.2	6.5	0.79	7.9	35 LBS	



HP VALVES REF. : 20100006				P.O. Box 151 7570 AD Oldenzaal The Netherlands Tel +31 (0)541 519555 www.hpvallves.com info@hpvalves.com		
APPROVAL : 	PROJECT REFERENCE : YAJVINSKAYA CAPP					
CLIENT P/O NO : 203/2010/900588	CLIENT : CMI					
REQ. NUMBER: 239182						
DESIGN PRESS. DESIGN TEMP.						
TAG NR.	BAR (G)	°C				
15HAH10AA112	142	545				
15HAH10AA113	142	545				
15HAH10AA114	142	545				
15HAH10AA115	142	545				
15LBA10AA118	142	575				
15LBA10AA119	142	575				
15LBA10AA120	142	575				
15LBA10AA121	142	575				
Spare Valves	-	-				
PRESSURE TESTING ACC. ASME B16.34						
VALVE DESIGN ACC. ASME B16.34						
END CONN. SW SCHED.160 ACC. ASME B16.11						
HP FIG. NR. KJPM25AHBE						
COATING SYSTEM FIRST LAYER HEMPEL GALVOSIL 15700 SECOND LAYER HEMPEL SILICONE ALUMINIUM 56910						
A 04.02.2010 FIRST ISSUE. R.T.B. R.K.						
IZH. REV.	DATA DATE	OPISANE DESCRIPTION	NACERCEND DRN.	RAZR. STR.	PROVER. CHK.	UTVER. APP.
 ЧЕТВЕРТАЯ ГЕНЕРИРУЮЩАЯ КОМПАНИЯ ОПТОВОГО РЫНКА ЭЛЕКТРОЭНЕРГИИ						
ENKA Power Systems B.V.						
'YVINSKA' GR_S						
YAJVA STATE DISTRICT POWER PLANT						
TITLE : FORGED STEEL PARALLEL SLIDE GATE VALVE PRESSURE CLASS: 2500 LBS NOM SIZE: 1"						
STATUS		REVISIONS		E/01/161031		
PRELIMINARY				ORDER N°		
FOR LAYOUT				Engineer LEVAUX		
FOR CONSTRUCTION				Checker R.K		
FOR CONSTRUCTION EXCEPT HOLD				Draftman R.T.B		
AS BUILT				Name Signature		
Destination YAJVA STATE DISTRICT POWER PLANT						
Designation HP2 SUPERHEATER INLET DRAIN LEVEL TRANSMITTER ISOLATION VALVE						
This drawing and the design it covers are the property of CMI. They are merely loaned on the borrower's express agreement that they will not be reproduced, copied, loaned, exhibited or used except in the limited way of and private use permitted by any written consent given by CMI to the borrower.						
Scale Sheet: 1 / 1						